



PPM 9.40: How the New Features of HPE PPM can Help your PMO

October 4, 2016

Brought to you by



Hewlett Packard Enterprise



Hosted By



Alvin Sumter
Global Manager, Quality Assurance
ThyssenKrupp Elevator Corp
Atlanta Chapter Leader
PPM SIG Leader



Today's Speaker



Barbara Lewis
PPM Technical Marketing Manager
Hewlett Packard Enterprise



Housekeeping

- This “LIVE” session is being recorded
Recordings are available to all Vivit members
- Session Q&A:
Please type questions in the Questions Pane



Webinar Control Panel


Toggle View Window between
Full screen/window mode.

Questions





Hewlett Packard
Enterprise



HPE Project and Portfolio Management

How you can use the new features in PPM 9.40



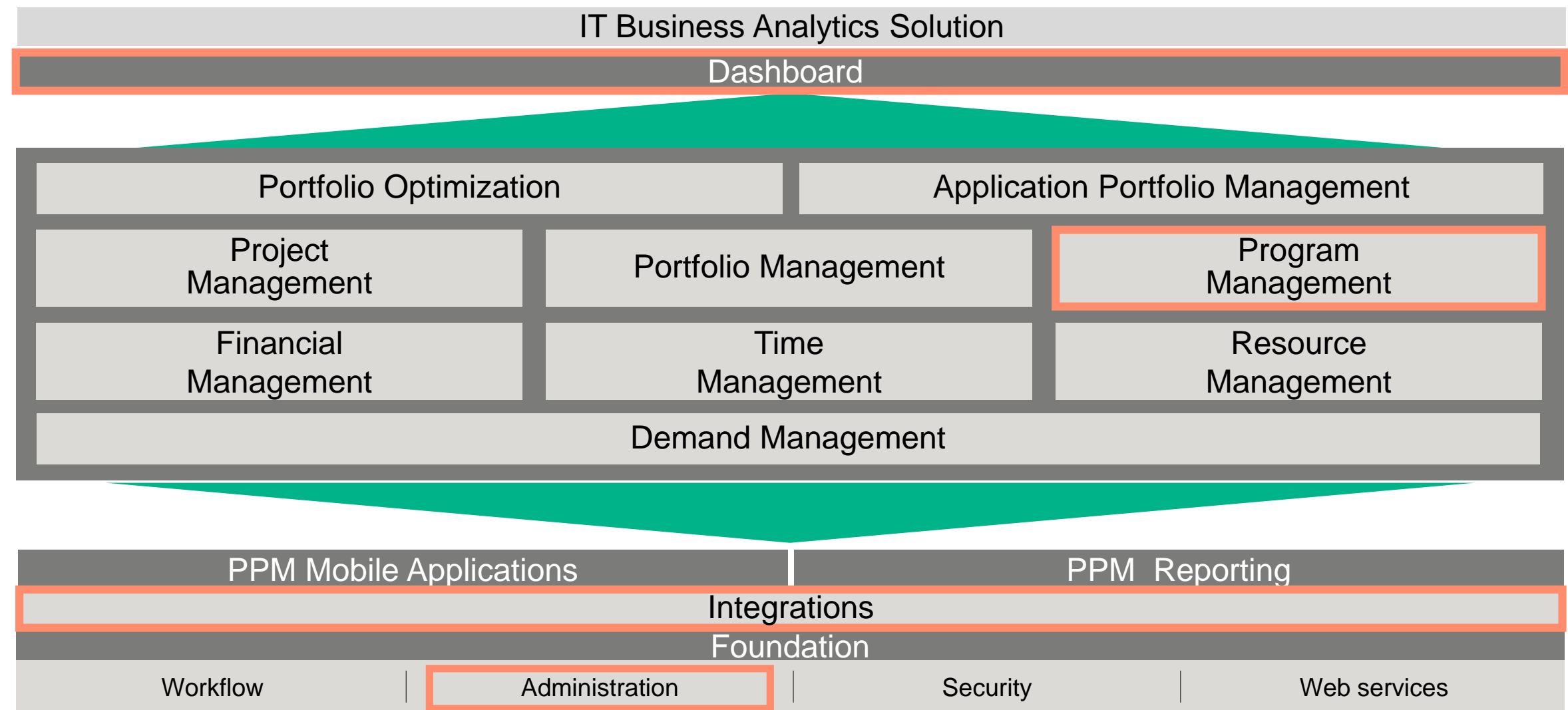
HPE Project and Portfolio Management solution overview

Dashboards

**Integrated set of capabilities for portfolio, project, program,
resource, demand, financial and time management**

Platform

HPE Project and Portfolio Management solution



Program management

- Program request type / workflow
- Program type
- Program health
- Program UI



Agile management

- Capability
- Configuration
- Mapping wizard
- PPM -> Agile release
- Time sheets
- Upgrade impacts

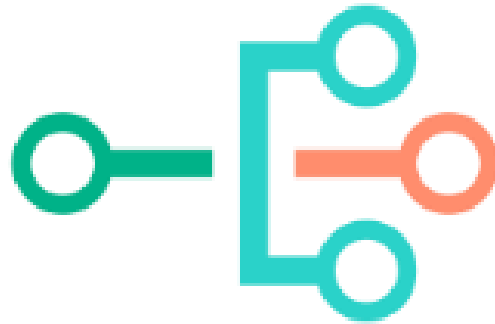


User administration

- Capabilities
- Technical info



Program management



Program request type / workflow

Program Process Request type

- Offer an OOTB request type **"Program Details"**
- Request type containing **"PFM Program"** field group can be selected as a program request
- Fields and workflows can be user-defined and these will be shown on Program Details tab

Provides auditable program governance and process.

The screenshot displays the 'Modify Program Type - Enterprise' interface. The 'Program Type' is set to 'Enterprise'. The 'Program Process Request Type' is set to 'Program Details', which is highlighted with a red box. The 'Enable This Program Type' option is set to 'Yes'.

Below the main form, there is a section for 'Select a policy to configure:' with a sidebar listing 'Financial Management', 'Portfolio Management', 'Program Health', and 'Issue/Risk Request Types'. The 'Financial Management' section is active, showing a list of fields and commands for the 'Request Type: Program Details'.

The workflow diagram shows the following steps:

1. PGM - New
2. PGM - Launch Program
3. PGM - Active
4. PGM - Hold Program
5. PGM - On Hold
6. PGM - Complete Program
7. PGM - Completed - 100%

The diagram includes transitions such as 'Launch', 'Succeeded', 'Complete', 'Succeeded', 'Cancel', 'Place on hold', and 'Upgrade'. A legend indicates that 'visited' is shown in blue and 'active' is shown in green.

Below the workflow, there is a 'PFM Program' form with fields for Program Name, Sponsor, Program Health, Associated Portfolio, Benefit, Status Notes, and Detailed Description.

Program Type

View Usage

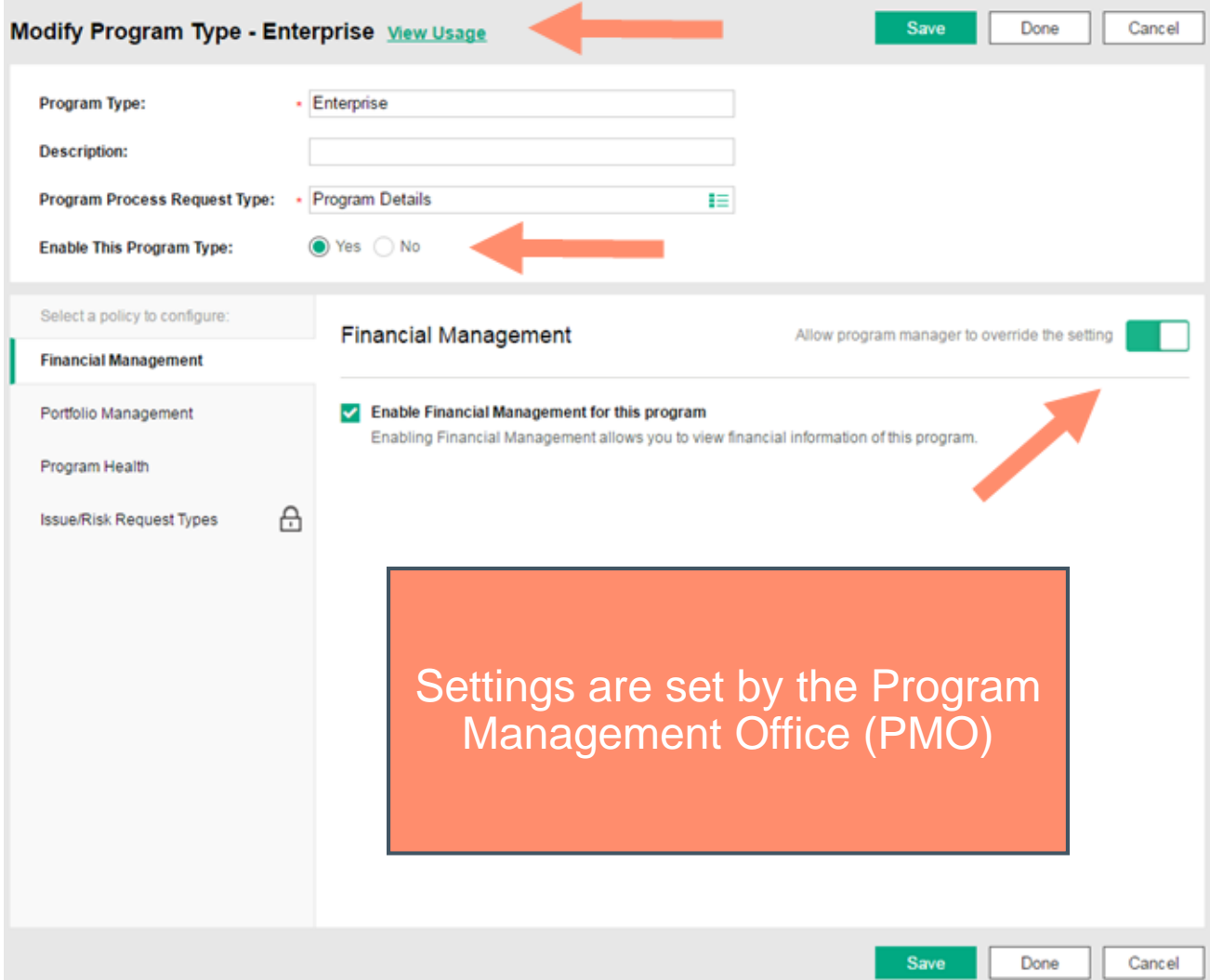
A list shows that which programs are using this program type

Enable This Program Type

Program type can be selected when creating a program if it is enabled.

Allow program manager to override the setting

Changes to program settings do not apply to existing programs if enabled. Otherwise settings are copied.



Modify Program Type - Enterprise [View Usage](#)

Program Type: Enterprise

Description:

Program Process Request Type: Program Details

Enable This Program Type: Yes No

Select a policy to configure:

Financial Management

Portfolio Management

Program Health

Issue/Risk Request Types

Financial Management

Allow program manager to override the setting

☒ Enable Financial Management for this program

Enabling Financial Management allows you to view financial information of this program.


Settings are set by the Program Management Office (PMO)

Save Done Cancel

Note: Disabling program type does not impact closed programs

Program type settings

Program Health

- Track *issue* health for this program (previously available)
- Track *risk* health for this program (previously available)
- Track *scope change* health for this program (previously available)
- Track *overall program* health for this program (NEW!) 

Now calculated and can be locked down

Modify Program Type - Enterprise [View Usage](#)

Save

Done

Cancel

Program Type: * Enterprise

Description:

Program Process Request Type: * Program Details


Enable This Program Type: ☒ Yes ☐ No

Select a policy to configure:

Financial Management

Portfolio Management

Program Health

Issue/Risk Request Types 



Program Health

Allow program manager to override the setting ☒

☒ Track issue health for this program

The issue health of the program is determined by adding up the weights of all the program issues. Below you can specify the weight for the issue, based on its priority.

Priority	Weight
Low	0
Normal	1
High	3
Critical	5



Issue health	Threshold value of the health
 At-risk	20
 High-risk	40

☒ Track risk health for this program

The risk health of the program is determined by adding up the weights of all the program risks. Below you can specify the weight for the risk, based on its impact and probability.

Impact	Weight
Level 1	5
Level 2	3
Level 3	1

Probability	Weight
High [26-100%]	5
Medium [11-25%]	3
Low [0-10%]	1

Risk health	Threshold value of the health
 At-risk	20
 High-risk	

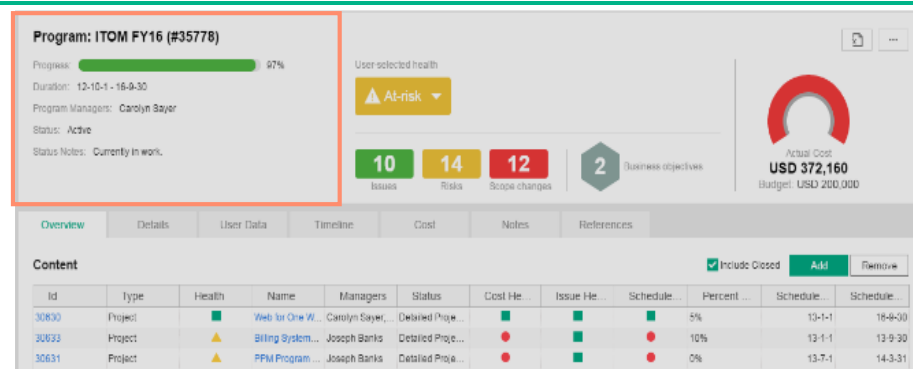
- Program header provides executive summary
- Detailed program information summarized from the program contents
- Basis for management by exception

- Program header provides executive summary
- Detailed program information summarized from the program contents
- Basis for management by exception



Program Header

- View progress, duration, Program status, associated portfolio
- Program progress = (Current date - Program start date) / Program duration
- Program duration is fetched from the earliest start date of the underlying project to the latest finish date of the underlying project
- Showing associated portfolio when Portfolio Management is enabled for this program
- Status is workflow status



Program: ITOM FY16 (#35958)

Progress: 97%

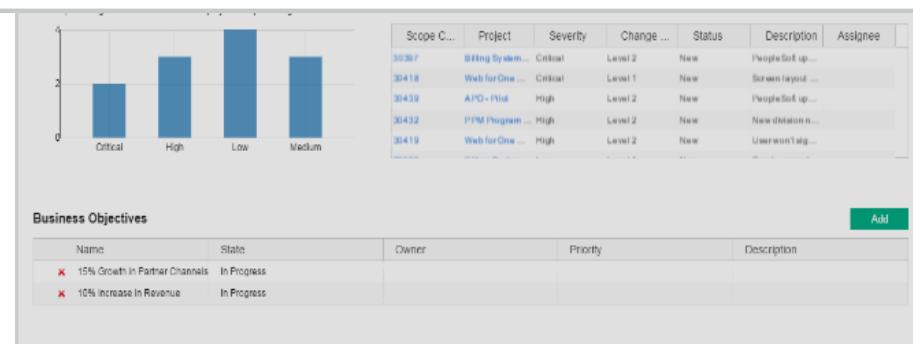
Duration: 10/1/12 - 9/30/16

Program Managers: Carolyn Sayer

Status: Active

Status Notes: Currently in work.

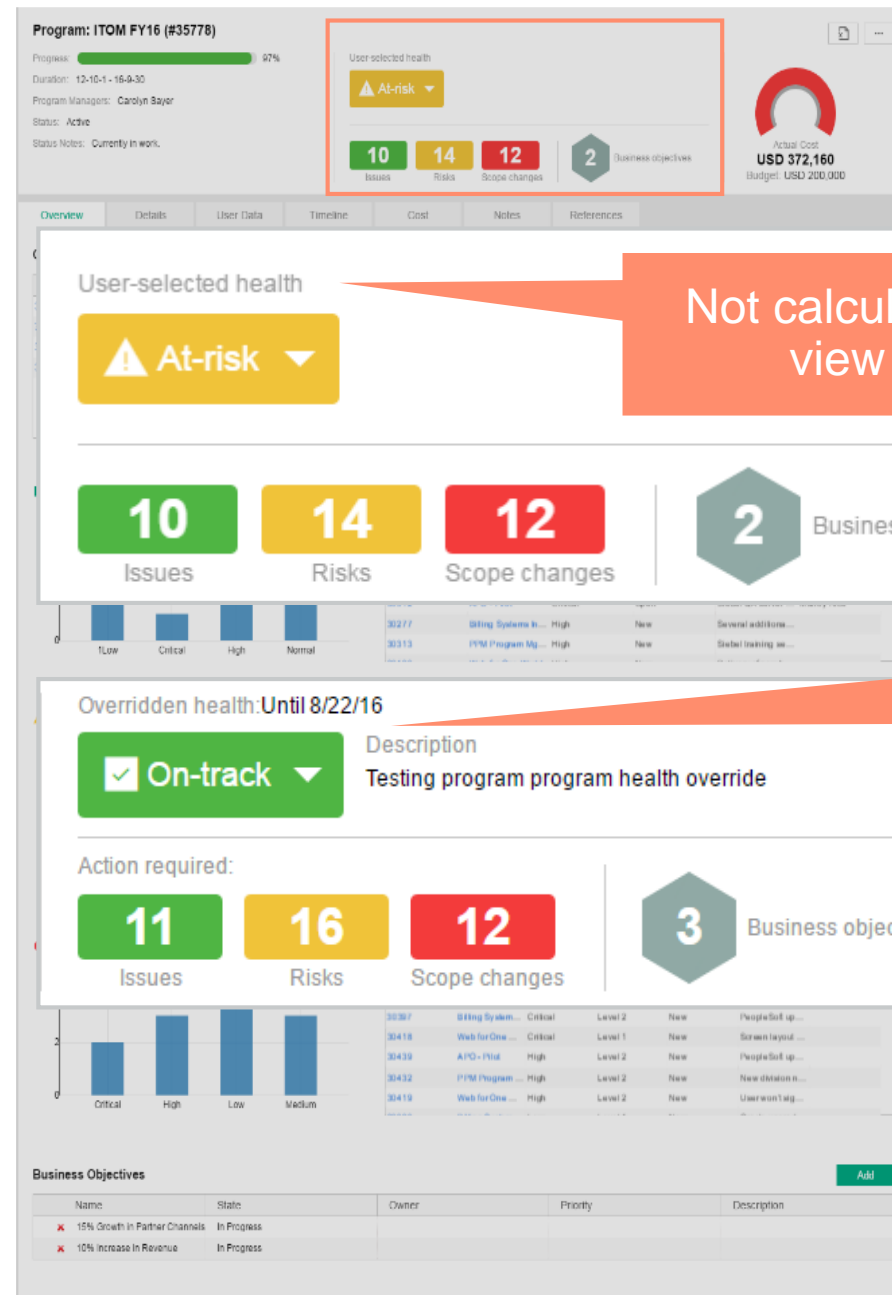
Portfolio: No Associated Portfolio



Program Header

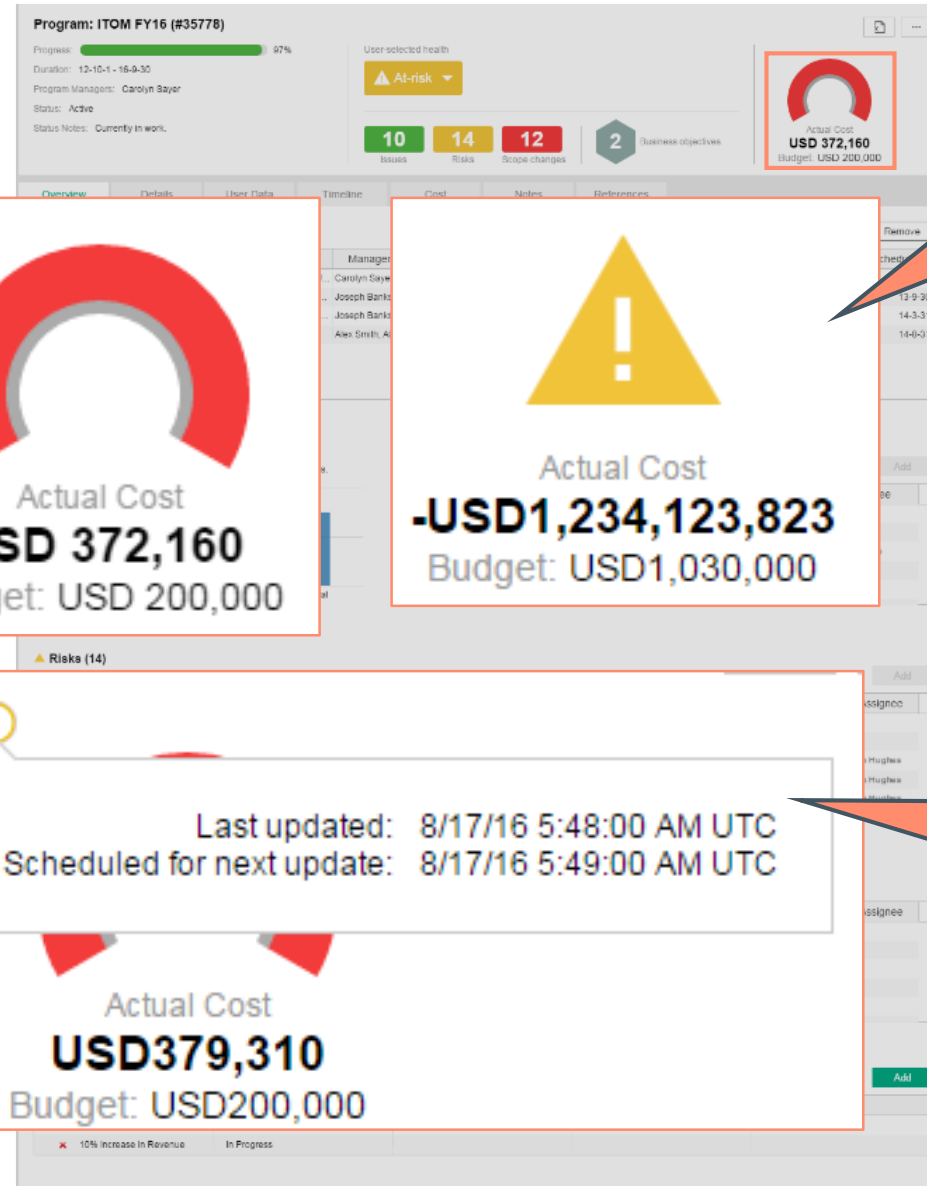
- Program overall health can be calculated and overridden.

Note: Allow program managers to override the program's calculated health needs to be enabled in program type for overriding program health
- If issue health, risk health, and scope change health are tracked, the total number and the health are shown
- Business objective shows the number of business objective
- Clicking these indicators, page jumps to corresponding section



Program Header

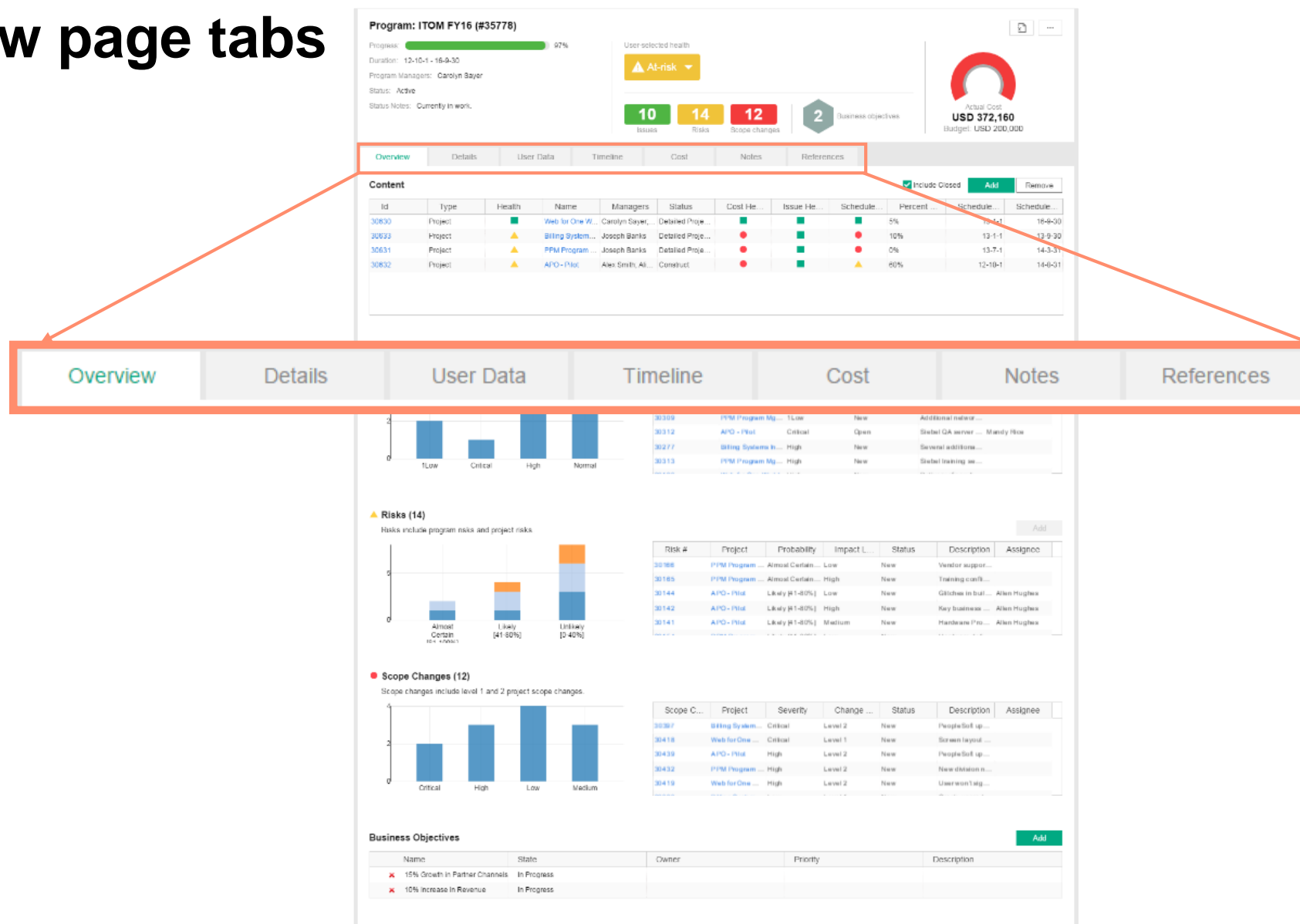
- Showing budget and actual cost of program
- Only shown when Financial Management is enabled in program type
- If actual cost is greater than budget, the color of cost is red, otherwise it is green
- If one of cost and budget is negative or both of them are negative, it shows a warning icon



Program Overview page tabs

Tabs of Program

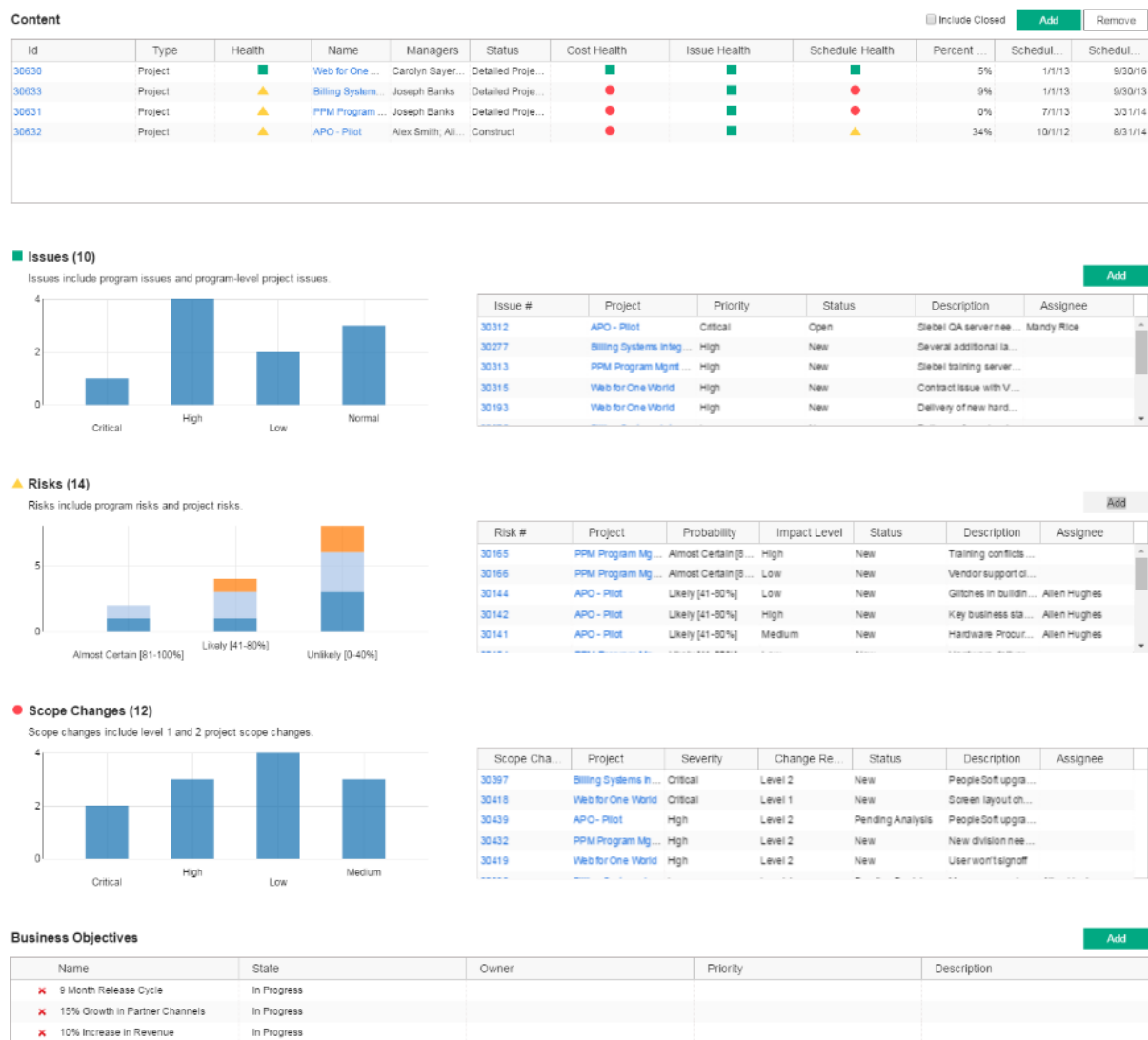
- Overview/Summary
- Details
- User Data
- Timeline
- Cost
- Notes
- References



Program Overview/Summary tab

- Content
 - Issues, Risks, Scope Changes
 - Business Objectives
- Can filter table content by clicking on bar in chart
 - Can sort table by clicking on a column heading

Note: Content changes on this tab are automatically saved; filter and sort options are not saved



Program Details Tab

- Status is workflow status
- Provides documentation for the program request
- Upgrade program data is stored in program field group fields
- Customer specific fields can be added
- The same behavior and attributes as other requests

Jump To

- Summary
- PFM Program
- Notes
- Status

Expand All | Collapse All

Save More

Summary

Request No.: 35958

Created On: March 16, 2016

Program Status: Active

Description: ITOM FY16

PFM Program

Program Name: ITOM FY16

Sponsor:

Program Health: Yellow

Associated Portfolio: (No Associated Portfolio)

Benefit: Enable increased sales to global customers by providing high quality integrated worldwide servicing. Reduce cost of service and distribution.

Status Notes: Currently in work.

Detailed Description: Bring IT systems into compliance to support global customers. Provide single ecosystem with single view of worldwide customer operations.

Relative Priority: 1

Program Managers: Carolyn Sayer

Notes

+ Add notes

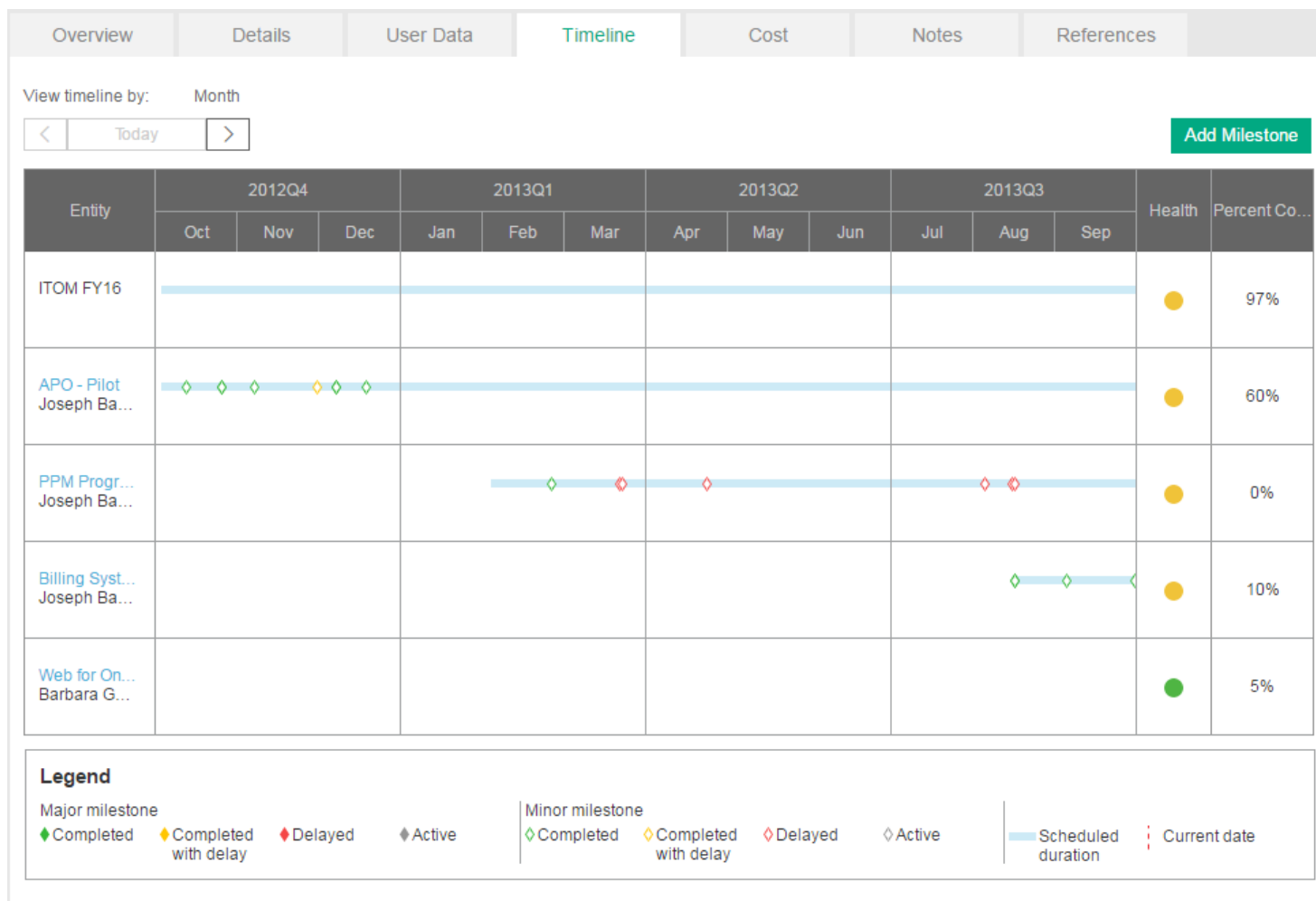
Status

Seq	Workflow Step Name	Step Status	Completed By	Date
1	PGM - New			
2	PGM - Launch Program	Eligible		March 16, 2016 04:38:50 AM UTC
3	PGM - Active			
5	PGM - On Hold	Upgrade	Admin User	March 16, 2016 04:38:50 AM UTC
7	PGM - Completed			
9	PGM - Cancelled			

Graphical View Approval Details Transaction Details

Program Timeline Tab

- Provides the aggregated schedule and milestone information of projects in the program
- Can add program level milestones
- Projects sort by project start date, if same, sort by names
- Timeline can be viewed at Month Level only
- Project milestones can not be modified from within program
- Project percent complete is percentage complete for the workplan root task
- Hovering a milestone shows detail information, it will show a list if overlap



Program Timeline Tab – add milestone

- Program duration is based on the earliest project start date and the latest project finish date
- Program manager can add program milestones
- Program percent complete is program progress

Overview Details User Data **Timeline** Cost Notes References

View timeline by: Month

< Today >

Add Milestone

Name: *

Type: * Major

Planned finish date: * 2016-8-15

Actual finish date:

Status: * Ready

Owners: Amrish Jaisal

Add **Add more** **Cancel**

Legend

Major milestone

◆ Completed ◆ Completed with delay ▼ Delayed ▼ Active

■ Completed ■ Completed with delay ▼ Delayed ▼ Active

— scheduled duration — Current date

Entity	2012Q4	2013Q1	2013Q2	2013Q3	Health	Percent Co...
ITOM FY16					●	97%
APO - Pilot Joseph Ba...	◆	◆			●	60%
PPM Progr... Joseph Ba...					●	0%
Billing Syst... Joseph Ba...					●	10%
Web for On... Barbara G...					●	5%

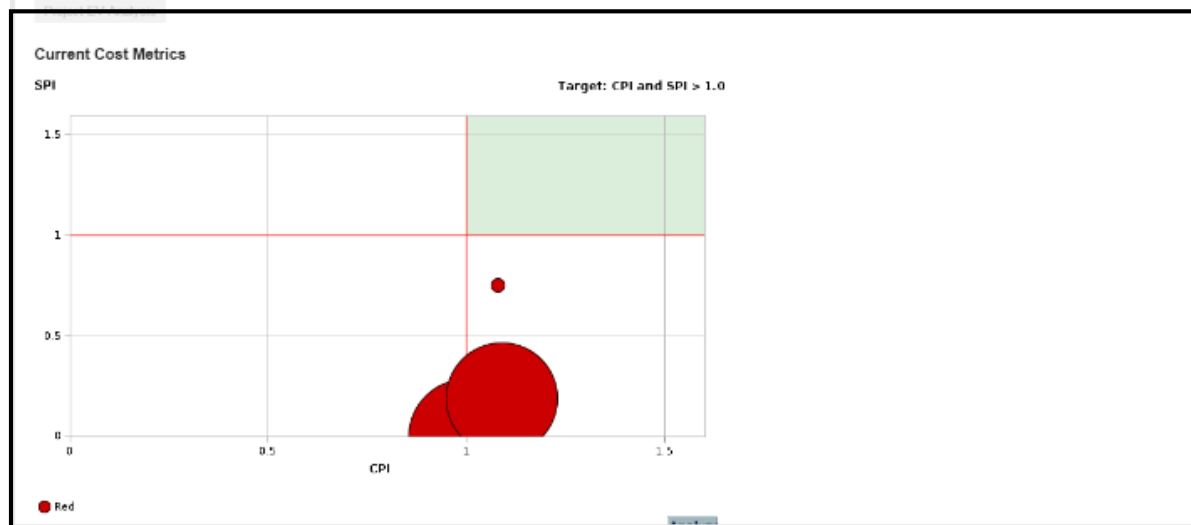
Program Cost Tab

- Cost tab would be available only if Financial management enabled for the program type
- An entry to Financial Summary
- Showing program-related cost details
 - Program cost and program content cost
 - Earned Value Analysis
 - Current Cost Metrics

Overview Details User Data Timeline Cost Notes References																			
Program Cost																			
				Capital Cost Forecast				Capital Cost Actual				Operating Cost Forecast				Operating Cost Actual			
Labor				USD 0				USD 0				USD 202,840,574				USD 232,160			
Non-Labor				USD 0				USD 0				USD 12,557,525,321				USD 140,000			
Total				USD 0				USD 0				USD 12,760,365,895				USD 372,160			
Type	Na...	M...	Co...	Pr...	C...	O...	Fo...	Fo...	Fo...	Fo...	Fo...	Fo...	Ac...	Ac...	Ac...	Ac...	Ac...	Ap...	Ap...
Project	Web lo...	Carol...	■	USD 570, USD 211, USD 358	USD 0	USD 0	USD 0	USD 575, USD 460, USD 1,051	USD 0	USD 0	USD 0	USD 0	USD 0	USD 0	USD 174, USD 120, USD 294	USD 0	USD 0		
Project	Billing ...	Joseph...	●	USD 1,15 USD 871, USD 287	USD 0	USD 0	USD 0	USD 1,02 USD 268, USD 1,221	USD 0	USD 0	USD 0	USD 0	USD 0	USD 0	USD 12,21 USD 20,01 USD 32,2	USD 0	USD 0		
Project	PPM P...	Joseph...	●	USD 1,43 USD 1,23 USD 189	USD 0	USD 0	USD 0	USD 452, USD 868, USD 1,43	USD 0	USD 0	USD 0	USD 0	USD 0	USD 0	USD 0	USD 0	USD 0		
Project	APO - ...	Alex S...	●	USD 12,7 USD 0 USD 12,7	USD 0	USD 0	USD 0	USD 0	USD 0	USD 0	USD 0	USD 0	USD 0	USD 0	USD 0	USD 0	USD 0		

Financial Summary: One World

Earned Value Analysis										
	Project Name	Cost Health	Actual Cost (AC)	Planned Value (PV)	Earned Value (EV)	Cost Variance	Scheduled Variance	SPI	CPI	
●	Web for One World	■	USD 84,720							
●	PPM Program	●	USD 0	USD 174,415	USD 0	USD 0	-USD 174,415	0	1	
●	Mgmt	●	USD 0	USD 174,415	USD 0	USD 0	-USD 174,415	0	1	
●	Development	●	USD 46,128	USD 66,215	USD 49,640	USD 3,512	-USD 16,575	0.75	1.08	
●	APO - Pilot	●	USD 46,128	USD 66,215	USD 49,640	USD 3,512	-USD 16,575	0.75	1.08	
●	Billing Systems	●	USD 46,128	USD 66,215	USD 49,640	USD 3,512	-USD 16,575	0.75	1.08	



Agile Manager integration



HPE Agile Manager Connector

HPE Agile Manager Connector is now available out-of-the-box.

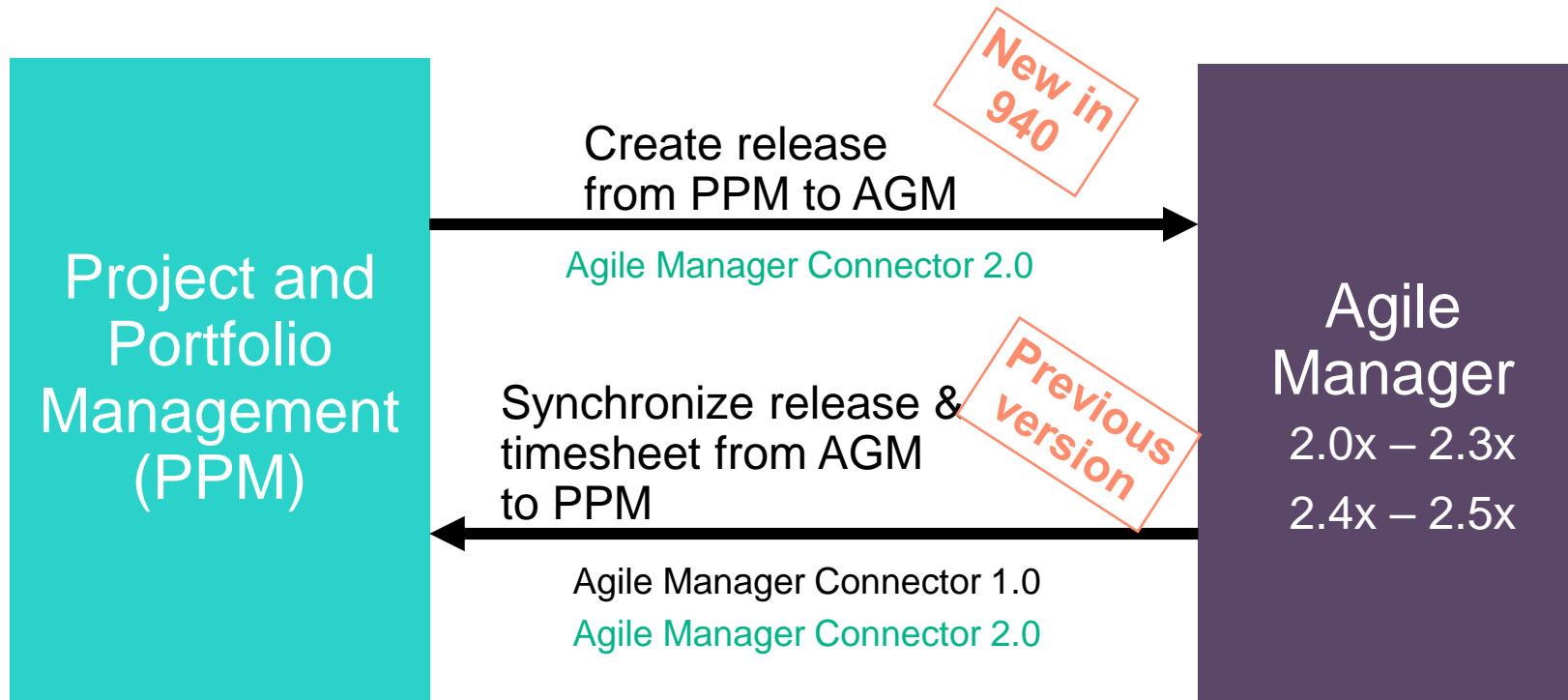
–Agile Manager Connector 1.0
for AgM 2.0x – 2.3x

–Agile Manager Connector 2.0
for AgM 2.4x and 2.5x

The screenshot displays the HPE Project and Portfolio Management Center interface. The top navigation bar includes the Hewlett Packard Enterprise logo and the title 'HPE PROJECT AND PORTFOLIO MANAGEMENT CENTER'. Below this, a secondary navigation bar contains links for DASHBOARD, OPEN, SEARCH, CREATE, MY LINKS, HISTORY, and HELP, each with a dropdown arrow. A breadcrumb trail indicates the current location: Search Projects > Project Overview (tset) > Project Settings > Integration Configurations > Integration Configurations. On the left side, there is a sidebar with three main sections: 'Manage Application Change', 'View Project Quality', and 'Hybrid Project'. The main content area is titled 'Instances' and lists the following:

- Agile Manager Connector 1.0 (Deprecated) with a '+' icon.
- Agile Manager Connector 2.0 with a '+' icon.
- AGM with a badge showing '8'.
- Project and Portfolio Management Center with a sub-item 'Local PPM Instance'.

PPM and Agile Manager Integration



Work plan Synchronization with Agile Manager Connector 2.0

HPE PROJECT AND PORTFOLIO MANAGEMENT CENTER

Admin User | Sign Out

DASHBOARD OPEN SEARCH CREATE MY LINKS HISTORY HELP

View Work Plan (#30440) > Task Details - test phase I > Schedule Services > View Work Plan (#30440) > Task Details - test phase I

Task Details: 2 - test phase I

Statistics

Name: test phase I Status: In Planning Sequence #: 2 % Complete: 0 Activity: Priority: 0 Description:

Mark task as milestone This is a major milestone Milestone automatically completes

Project Path: testForTAW > test phase I

Schedule Resources Notifications Notes References Hybrid Project

Select Instance User Configuration Confirmation

1 2 3

Agile Manager Connector 2.0 AGM

Username: sa Password: Domain: t1_sa Release: test phase I Level of Details to Synchronize: Create a New Release Name: Start Date: 7/1/16 Sprint Duration Unit: Release Information Show Sprint Burn Down Chart Show Release

Back Next

Hewlett Packard Enterprise

HPE PROJECT AND PORTFOLIO MANAGEMENT CENTER

DASHBOARD OPEN SEARCH CREATE MY LINKS HISTORY HELP

Task Details - test phase I > Schedule Services > View Work Plan (#30440) > Task Details - test phase I > View Work Plan (#30440)

Work Plan for testForTAW (In Planning : Health:) Back to Project View Audit Trail

Seq	Name	Type a search keyword	Status	Scheduled Start	Scheduled Finish	Scheduled Duration	Scheduled Effort	Actual Start	Actual Finish	Percent Complete	Predecessors	Resources	Role
0	testForTAW		In Planning	7/1/16	9/30/16	64	186	8/26/16		15.79%		Admin U...	
1	prepare for the online		Ready	8/1/16	8/24/16	18	144			0%			
2	test phase I		In Planning	7/1/16	9/30/16	64	42	8/26/16		20.69%			
3	Sprint 1		Ready	7/1/16	7/13/16	8	0			0%			
4	Sprint 2		Ready	7/15/16	7/27/16	9	0			0%			
5	Sprint 3		Ready	7/29/16	8/10/16	9	0			0%			
6	Sprint 4		In Planning	8/24/16	8/24/16	1	12			0%			
7	test UI		Ready	8/24/16	8/24/16	1	12			0%			
8	Sprint 5		In Planning	8/26/16	9/7/16	8	30	8/26/16		75%			
9	test back service		In Progress	8/26/16	9/7/16	8	12	8/26/16		50%			
10	test webserve 2		Complete	8/26/16	9/7/16	8	18	8/26/16	9/8/16	100%			
11	Sprint 6		Ready	9/9/16	9/21/16	9	0			0%			
12	Sprint 7		Ready	9/23/16	9/30/16	6	0			0%			



Project Managers



- Creating an Agile Manager release from PPM (NEW!)
- More options to control different synchronization details (NEW!)
- Getting Accurate Schedule/Actual Start/Finish date for User Story (IMPROVED!)
- Enable Estimated Remaining Effort for external task (NEW!)

Time sheet Synchronization with Agile Manager Connector 2.0

Headset

Enterprise

HPE PROJECT AND PORTFOLIO MANAGEMENT CENTER

DASHBOARD

OPEN

SEARCH

CREATE

MY LINKS

HISTORY

HELP

★

View Work Plan (#30440) > Task Details - test phase 1 > View Work Plan (#30440) > Search Time Sheets > Edit Time Sheet

Admin User - Time Sheet for 8/16/16 - 8/31/16 (Unsubmitted)

Save Cancel More

Resource: Admin User

Time Period: 8/16/16 to 8/31/16

Time Sheet #: 1

Description: Admin User - 8/16/16 - 8/31/16

Status: Unsubmitted

Add Items

Approvals/Transaction Details

Time Sheet Details (All times shown in hours)

Time Breakdown

Other Actuals

Notes

Add Notes

Import External Data

Select Instance

User Configuration

Confirmation

Available external items

Actions	Name	Effort (Hours)	8/16/16	8/17/16	8/18/16	8/19/16	8/20/16	8/21/16	8/22/16	8/23/16	8/24/16	8/25/16
X	TAW_Demo(t1_sa>Main)	33	0	0	0	0	0	0	27	0	6	0
X	test phase 1(t1_sa>Main)	24	0	0	0	0	0	0	0	0	24	0

Barbara Lewis - Time Sheet for 9/1/16 - 9/15/16 (Unsubmitted)

Save Save & Submit More

Resource: Barbara Lewis

Time Period: 9/1/16 to 9/15/16

Time Sheet #: 1

Description: Barbara Lewis - 9/1/16 - 9/15/16

Status: Unsubmitted

Add Items

Approvals/Transaction Details

Time Sheet Policies

Time Sheet Details (All times shown in hours)

Tab key goes to next: Item | Day

Time Breakdown

Other Actuals

Group | Ungroup Items

Item	Activity	Expected Hours	Thu 9/1	Fri 9/2	Sat 9/3	Sun 9/4	Mon 9/5	Tue 9/6	Wed 9/7	Thu 9/8	Fri 9/9	Sat 9/10	Sun 9/11	Mon 9/12	Tue 9/13	Wed 9/14	Thu 9/15	Total
External Data																		
AMS Presales-HP Media Store 2.0(t47083...		0.0	0.00	6.50	0.00	0.00	3.00	8.00	4.00	5.00	5.00	0.00	0.00	8.00	2.00	1.00	1.00	43.50
AMS Presales-HP Media Store 2.5(t47083...		0.0	0.00	1.50	0.00	0.00	5.00	0.00	3.00	3.00	3.00	0.00	0.00	0.00	6.00	7.00	7.00	35.50
Line Actions:			0.00	8.00	0.00	0.00	8.00	8.00	7.00	8.00	8.00	0.00	0.00	8.00	8.00	8.00	8.00	79.00

Line Details

Remove

Rework



Team members

- Team members can track resource effort at task level (IMPROVED!)
- The effort the user is filled in AgM in a daily basis will be fetched (NEW!)



Adding an HPE Agile Manager Instance with AgM Connector 2.0

With the new integration connector, system admin should fill in **client id** and **client secret** apart from **base URL** and **Instance name** of HPE Agile Manager in the Integration configuration page.

HPE PROJECT AND PORTFOLIO MANAGEMENT CENTER

DASHBOARD OPEN SEARCH CREATE MY LINKS HISTORY HELP

Integration Configuration Manage Application Change View Project Quality Hybrid Project Administration

Open Workbench on Desktop
Open Administration Console
Open User Management Console
Edit My Profile
View My Resource Information
Schedule Services
View Services Audit Page
Download Microsoft Project Plug-in
Demand Sets & Processes
Project Types & Templates
Financials
Program Processes
Portfolio Management
Time Management
Resource Management
Regions
Report Execution
Portfolio Definitions
Modules

Integrations

Update Instance

Agile Manager Connector 2.0 WP TS

* Instance Name
ElvaInstance

* Base URL
http://myd-vm03471.hpswlab.adapps.

Proxy Host Proxy Port Use Global Proxy

* Client ID
api_client_1_17

* Client Secret

Save Cancel

Used for work plan synchronization

AGM

Agile Manager Configuration

Integrations API

Generate a client ID and secret for an application

+ Add New

Client ID

Site

Integrations

Workspace

Description

Workspaces

Roles

Activation Date

api_client_1_4 testSuan 00000000000000000000000000000000 Default: GL_TESTING:PPM CPE Site Administrator:Workspace Administrator:View Aug 2, 2016 2:08:33 PM

api_client_1_5 testSuan 00000000000000000000000000000000 Default: GL_TESTING:PPM CPE Team Member:Viewer:Workspace Administrator: Aug 2, 2016 2:04:22 PM

api_client_1_6 testSuan 00000000000000000000000000000000 Default: GL_TESTING:PPM CPE Team Member:Viewer:Workspace Administrator: Aug 2, 2016 2:04:26 PM

api_client_1_7 testSuan 00000000000000000000000000000000 Default: GL_TESTING:PPM CPE Team Member:Viewer:Workspace Administrator: Aug 2, 2016 4:56:06 PM

api_client_1_8 testSuan 00000000000000000000000000000000 Default: GL_TESTING:PPM CPE Team Member:Viewer:Workspace Administrator: Aug 2, 2016 9:30:33 AM

api_client_1_9 testSuan 00000000000000000000000000000000 Default: GL_TESTING:PPM CPE Team Member:Viewer:Workspace Administrator: Aug 2, 2016 9:30:33 AM

api_client_1_10 testSuan 00000000000000000000000000000000 Default: GL_TESTING:PPM CPE Team Member:Viewer:Workspace Administrator: Aug 2, 2016 1:52:02 PM

Add New

Type: Application

Name: (0/255)

Description: (0/255)

Workspaces: Default: PPM CPE; ...

Roles: Filter... Select/Deselect All

Client Details

Client details generated. Copy the client secret to a secure location for use in your API. You will not be able to retrieve this secret again. If needed, regenerate the secret to receive a new one.

Your client id is :
api_client_1_17

Your client secret is :
FW8PhUdMydXuSec

Close

Mapping wizard in Task Hybrid Project tab

Creating an Agile Manager release from PPM (New!)

HPE PROJECT AND PORTFOLIO MANAGEMENT CENTER

DASHBOARD

OPEN

SEARCH

CREATE

MY LINKS

HISTORY

HELP

★

Dashboard - Front Page > Search Projects > View Work Plan (#30440) > Task Details - testForTAW

Admin User | Sign Out

Search menus or entities...

Task Details: 0 - testForTAW

Statistics

Name: testForTAW

Status: In Planning

Sequence #: 0

Health:

Owner: Admin User

% Complete: 0

Activity:

Priority: 0

Description:

Project Path: testForTAW

Schedule

Contributions

Notifications

Notes

References

Hybrid Project

Select Instance

User Configuration

Confirmation

1

2

3

Agile Manager Connector 2.0

AGM

Username: sa

Password: *****

Domain: t1_sa

Project: Main

Workspace: Default

Release:

Sprint:

Level of Details to Synchronize:

☒ Create a New Release

Name: testForCreateRelease

Description: testForCreateRelease

Start Date: 5/1/16

End Date: 5/1/16

Sprint Duration Unit:

Sprint Duration: Number Only

Release Information

☒ Show Sprint Burn Down Chart

☒ Show Release Burn Up Chart

☒ Show Theme Status Chart

☒ Show Feature Status Chart

Back

Next

hp Agile Manager Configuration

Workspace

Settings

Templates

Users

Applications

Fields

Releases

Teams

Statuses

ALI Summary

Builds

Code

testForCreateRelease

Release | ID 1053

Overview

Additional Settings

Sprints

Teams

Attachments

Description

testForCreateRelease

Release Time Frame

Start Date: May-01-2016

End Date: Aug-01-2016

Sprint Duration: 2 Week(s)

No. of Sprints: 7

Show More...

Release Timeline

May 2016

Jun 2016

Start: 01 May

Release Expected Capacity

No teams defined yet in this release

PPM

AGM

Check ‘**Create a New Release**’ and fill in the required information.

Hewlett Packard

Enterprise

31

Mapping wizard in Task Hybrid Project tab

New! options have been added for better control on synchronization details

HPE PROJECT AND PORTFOLIO MANAGEMENT CENTER

Admin User | Sign Out

DASHBOARD OPEN SEARCH CREATE MY LINKS HISTORY HELP

Search menus or entities...

View Work Plan (#30440) > Search Projects > Project Overview (testForTAW) > View Work Plan (#30440) > Task Details - testForTAW

Task Details: 0 - testForTAW

All Tasks Save Done More

Statistics

Name: testForTAW Status: In Planning Sequence #: 0 Health: Admin User % Complete: 0 Activity: Priority: 0 Description:

Project Path: testForTAW

Schedule Contributions Notifications Notes References Hybrid Project Quality

Select Instance

User Configuration

Confirmation

1

2

3

Agile Manager Connector 2.0 - AGM

Username: sa Password: Password Domain: t1_sa Project: Main Workspace: Default Release: PPM_Release Sprint: Level of Details to Synchronize: All (Sprints & User Stories) Create a New Release: Sprints only Release total only Name: Description: Start Date: 5/1/16 End Date: 5/1/16 Sprint Duration: Number Only

Release Information

Show Sprint Burn Down Chart Show Release Burn Up Chart Show Theme Status Chart Show Feature Status Chart

Back Next

Field	Details of Changes
Workspace	Allow project manager choose a release under a specific workspace.
Release	Fetch all the releases that the login user has access to. The limitation that only list out the releases that contains today is removed.
Sprint	Allow project manager specify a sprint to map and only synchronize the specific sprint instead of a release.
Level of Details to Synchronize	Allow project manager to choose which level of details to synchronized. <ul style="list-style-type: none">- All(Sprints & User Stories)- Sprint Only- Release total only

Getting accurate schedule/actual start/finish date for User story

If User story creation time is during sprint period, it will be User story creation time or it will be sprint's start time.

If User story status is not ready or complete percent is greater than 0, It will be User story schedule start time else, it will be null.

If Complete Percent is less than 100% , it will be empty; if the task's last modify date is during user story's schedule time. It will be task's last modify date or else it will be user story's scheduled finish time.

Hewlett Packard Enterprise | HPE PROJECT AND PORTFOLIO MANAGEMENT CENTER

DASHBOARD OPEN SEARCH CREATE MY LINKS HISTORY HELP ★

View Work Plan (#30440) > Task Details - test webserve 2 > View Work Plan (#30440) > Task Details - test back service > View Work Plan (#30440)

Work Plan for testForTAW

(In Planning : Health: ■) [Back to Project](#) [View Audit Trail](#)

Seq	Name <input type="text" value="Type a search keyword"/>	Status	Scheduled Start	Scheduled Finish	Scheduled Duration	Scheduled Effort	Actual Start	Actual Finish	Percent Complete
0	— testForTAW	In Planning	5/1/16	9/30/16	107	198	8/26/16		<div><div></div></div> 8.16%
1	+ create_release	In Planning	5/1/16	7/29/16	63	0			0%
9	prepare for the online	Ready	8/1/16	8/24/16	18	144			0%
10	— test phase I	In Planning	7/1/16	9/30/16	64	54	8/26/16		<div><div></div></div> 18.18%
11	Sprint 1	Ready	7/1/16	7/13/16	8	0			0%
12	Sprint 2	Ready	7/15/16	7/27/16	9	0			0%
13	Sprint 3	Ready	7/29/16	8/10/16	9	0			0%
14	— Sprint 4	In Planning	8/24/16	8/24/16	1	12			0%
15	test UI	Ready	8/24/16	8/24/16	1	12			0%
16	— Sprint 5	In Planning	8/26/16	9/7/16	8	42	8/26/16		<div><div></div></div> 50%
17	test back service	In Progress	8/26/16	9/7/16	8	12	8/26/16		<div><div></div></div> 50%
18	test webserve 2	Complete	8/26/16	9/7/16	8	18	8/26/16	9/8/16	<div><div></div></div> 100%
19	test webservice1	Ready	8/26/16	9/7/16	8	12			0%
20	Sprint 6	Ready	9/9/16	9/21/16	9	0			0%
21	Sprint 7	Ready	9/23/16	9/30/16	6	0			0%

Viewing Agile Release Actual Data in Work Plan

Enable Estimated Remaining Effort for external task

Calculate Rules

1. If invested hours equals 0
ERE will be Estimated Hours
that resource fill in AGM.

2. If invested hour not equals 0
, complete percent(PC) will be
 $100 * (\text{Invested Hours}) /$
 $(\text{Invested Hours} + \text{remaining}$
 $\text{Hours}),$

ERE=
 $\text{Invested Hours} * (100/PC-1)$

View: Actuals View Filter for: All Tasks All Tasks												
Expand to: Level												
Seq	Name	Status	Actual...	Per...	Estimated Remaining Effort (hrs)	Actual ...	Ac...	Actual...	Estimated Finish Date	Re...	Prede...	Actuals As Of
0	tset	In Planni...	42.00	1	20.00	8/2/16		0.00	3/30/18	Ad...		8/18/16
1	t11	Ready	0.00	0	8.00			0.00	8/15/16			
2	t11	In Planni...	0.00	0	0.00			0.00	8/12/16			
4	t2	In Planni...	42.00	1	6.00	8/2/16		0.00	8/7/16			8/18/16
314	task4	In Planni...	0.00	0	0.00			0.00	11/28/14			
363	task3	In Planni...	0.00	0	0.00			0.00	2/9/18			
365	task2	In Planni...	0.00	0	0.00			0.00	11/28/14			
415	task	In Planni...	0.00	0	6.00			0.00	12/30/16			
416	Sprint 1	In Planni...	0.00	0	6.00			0.00	9/2/16			
417	0809_1	Ready	0.00	0	0.00			0.00	9/2/16			
418	0809_11	Ready	0.00	0	0.00			0.00	9/2/16			
419	0810-1	Ready	0.00	0	0.00			0.00	9/2/16			
420	0810_11	Ready	0.00	0	6.00			0.00	9/2/16	tes...		
421	test11	Ready	0.00	0	0.00			0.00	9/2/16			
422	test12	Ready	0.00	0	0.00			0.00	9/2/16			
423	Sprint 2	In Planni...	0.00	0	0.00			0.00	9/30/16			
424	0809_2	Ready	0.00	0	0.00			0.00	9/30/16			
425	0809_22	Ready	0.00	0	0.00			0.00	9/30/16			
426	0809_222	Ready	0.00	0	0.00			0.00	9/30/16			
427	0810_2	Ready	0.00	0	0.00			0.00	9/30/16			



Synchronize daily effort on release

Instead of listing out one team member's total effort in certain release during this timesheet period, new connector is able to get one team member's daily effort in the release.

[illegible]

User Management Console



User Management Console capabilities

- Create user
- View and edit user
- Copy user
- Filter user
- Enable / disable user

Eliminates the need for RMI protocol for supported user administration functions supported by User Management Console

User Management Console

+

Username	First Name	Last Name	Enabled	Email Address	Phone Number	Company	Logon ID
admin	Admin	User	Y				admin
author_unk...	<Author	Not Known>	N				author_un...
i18n_user	i18n	user	N				i18n_user
ppm_migrator	PPM	migrator	N				ppm_migr...
ppm_service	PPM	Service	N				ppm_service
seed_data	seed	data	N				seed_data
upgrade_data	upgrade	data	N				upgrade_d...
workflow_ti...	workflow	timeout service	N				workflow_t...

View User: admin

×

✓

Basic Information

Username:

admin

Company:

First Name:

Admin

Last Name:

User

Email:

Phone Number:

✓

Authentication

Authentication Mode:

PPM

Password:

Start Date:

Jan 1, 1999

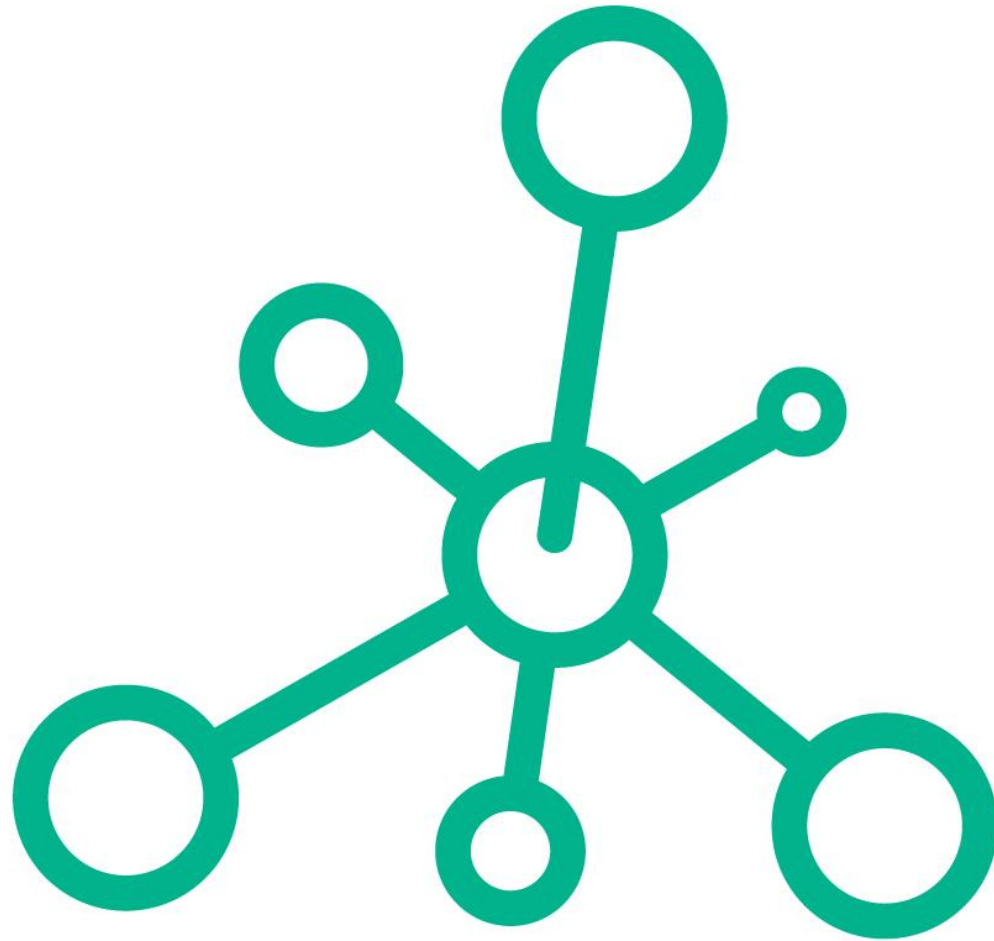
New password on login:

No

End Date:

Password Exp. Days:

Thank you





Discover
2016
London
Nov 29 -
Dec 1

Discover 2016 London Nov 29-Dec 1

Excel London

In today's idea economy, success favors enterprises that can reinvent to outpace the competition. Discover 2016 can put your enterprise in the lead. Come to the intersection of digital transformation, technology and ideas. Accelerate what's next for your business. Join more than 10,000 IT executives, architects, engineers, partners and innovators from around the globe. Accelerate your unique digital transformation journey. Explore how to deliver seamless experiences, harness data, mitigate risk, boost agility and enable workforce productivity. Dive into Discover 2016.

Register Now and receive your member discount
hpe.com/discover



Top ten reasons to attend

1



Get ready to transform your IT

Transforming to a hybrid infrastructure, protecting your digital enterprise, empowering the data-driven organization and enabling workplace productivity can position your enterprise for success. Learn how Hewlett Packard Enterprise is the best strategic digital partner equipping you for transformation.

2



Hear from the Hewlett Packard Enterprise leadership team and other industry visionaries

Learn about our four Transformation Areas and hear directly from President and Chief Executive Officer Meg Whitman and the executive team on how Hewlett Packard Enterprise is helping you go further, faster.

3



Accelerate next with Hewlett Packard Enterprise Transformation Advisors

Bring your digital transformation to life through one-on-one consultations with our solution architects on hand to answer your questions and address your challenges to help you accelerate what's next for your business.

4



Seize valuable opportunity

Time-to-value is the new name of the game, and the ability to capitalize immediately is key to survival. Through the Transformation Zone and Innovation and Spotlight Sessions, you'll learn how HPE can help you transform your organization to significantly reduce the time-to-value of your IT investments.

5



Accelerate transformation with IT consumption

The velocity of change in today's IT world is daunting. Driving innovation while still running the business is essential. Through a series of Spotlight, Theater and Breakout Sessions, learn how you can fund transformation, map your investment strategy to your IT roadmap and achieve faster time-to-market.

6



Take a sneak peek at tomorrow's technologies

Customers and partners under CDA can get early access to preview upcoming Hewlett Packard Enterprise products and solutions.

7



Find answers to your biggest business and IT challenges

Discover 2016 is the perfect place to find solutions, seek new innovations and learn how Hewlett Packard Enterprise can help your enterprise succeed.

8



Explore the Transformation Zone

Interact with experts and peers and learn more about Hewlett Packard Enterprise's most innovative technologies. See the latest products and solutions while speaking with the engineers and architects who created them.

9



Expand your network and grow relationships

Engage with other IT professionals, schedule formal onsite meetings at the Hewlett Packard Enterprise Meeting Center or visit the Guru Bar to chat with Hewlett Packard Enterprise experts.

10



Tap into the power of our partners

Meet with Discover 2016 sponsors, including Intel and Microsoft, in the Transformation Zone. See how collaboration and our growing network is bringing more opportunity and advantages for you.

Thank you

- Complete the short survey and opt-in for more information from Hewlett Packard Enterprise.

www.hpe.com

www.vivit-worldwide.org

